



The essential guide to **DRIVING LICENCES**



YOUR DRIVING LICENCE

– Excitement, responsibility and a lot to think about! This brochure will help you to find your way through the formal requirements for the different driving licence categories. If you're going to learn to drive or want to find out more about the rules for driving licence holders, then this brochure is for you.

Contents

1 I'm going to take my driving licence

page 4

Here's some useful information about starting to learn to drive

- Licence requirements for motor vehicles, tractors and Moped class IIs
- Licence issue requirements
- Driving licences with conditions
- Driving licence categories
- Vehicles with a trailer
- Provisional driving licences
- The syllabus
- The introduction course
- Accompanying drivers

2 I'm taking my driving licence

page 9

Here's some useful information about what to consider while you're learning, what happens in the test and what you need to master:

- Theory instruction
- Driving lessons
- Risk training
- The driving test (theory test and practical test)
- After the test
- Special manoeuvring test for motorcycles

3 I have a driving licence

page 20

Here's some useful information about renewing driving licences, validity, the rules about disqualification and foreign driving licences:

- Renewing a driving licence
- Withdrawn driving licences
- Extension of validities for categories C, CE, D or DE
- Foreign driving licences in Sweden
- International driving licences

Fees

page 24

Driver testing centres

page 26

1 I'm going to take my driving licence

There is quite a lot to think about if you want to receive as solid an instruction as possible and become a safe and eco-friendly driver. Seek out information, speak with your instructor, driving schools or other approved instructors (for category AM) and compare how different providers have designed their instruction.

Do feel free to combine private and professional driving lessons. Driving on your own time gives you the considerable advantage of frequent and ample training.

Remember though that private lessons are not permitted for licences with category AM. These lessons must be taken with an approved driving instructor.

Licence requirements for motor vehicles, tractors and Moped class IIs

To be allowed to drive a motor vehicle in Sweden you must hold a driving licence or a tractor licence. The licence shows you which vehicles you may drive using the letters AM, A1, A, B, C, D and E.

A driving licence is also a form of identification.

To be allowed to ride a Moped class I (the 'EU moped') you must, from 1 October 2009, hold a licence with category AM or a licence with another category. To be allowed to ride a Moped class II you must, from 1 October 2009, hold a driver's certificate for a Moped class II.

The new requirements do not affect categories a driver acquired prior to 1 October 2009. Those who reached the age of 15 years (before 1 October 2009) may continue to ride a Moped class II without a driver's certificate. Those who acquired a licence for a Moped class I before 1 October 2009 may exchange it for a licence with category AM.

Application forms for the exchange of Moped class I driver's certificate are sent out automatically after 1 October 2009. The Swedish Transport Agency must have received the application by 31 December 2012. Moped class I driver's certificate are not valid after that date.

To be allowed to drive a tractor on a road you must hold a tractor licence if you do not hold a driving licence. The minimum age for holding a tractor licence is 16 years. Under special circumstances, and with an exemption from the Swedish Transport Agency, a tractor licence may be issued to someone 15 years of age.

To be allowed to drive an off-road vehicle you must hold a driving licence with category B. To be allowed to drive an

Moped class I = a moped not belonging to Class II and designed for speeds not exceeding 45 km/h

Moped class II = a moped designed for speeds not exceeding 25 km/h and having a motor with a power output not exceeding 1 kW

Heavy equipment class II = large vehicle designed for speeds not exceeding 30 km/h

Off-road scooter = all-terrain motor vehicle with an unladen weight not exceeding 400 kg - snowmobile and all-terrain vehicle (ATV)

all-terrain vehicle (ATV) or snowmobile you must hold a tractor licence or a driving licence issued before 1 January 2000 or a snowmobile licence issued on or after January 2000. From 1 October 2009 there is a combined licence for snowmobiles and ATVs. Those who acquired a licence for an ATV and snowmobile before 1 October 2009 may exchange it for a snowmobile/ATV licence.

Application forms for the exchange of ATV and snowmobile licences are sent out automatically after 1 October 2009. The Swedish Transport Agency must have received the application by 31 December 2012. ATV and snowmobile licences are not valid after that date.

Licences must be renewed no later than ten years after the date of issue.

Licence issue requirements

Driving licences can only be issued to those who:

- hold a provisional driving licence
- reside permanently in Sweden or have

studied here for at least six months

- have reached the age of:
 - 15 years for category AM
 - 16 years for category A1
 - 18 years for categories A, B, C and E
 - 21 years for category D
- have passed their driving test (theory test and practical test). A successful theory test is required for category AM.

Another requirement is that you do not hold a driving licence issued in another state within the EEA. (Austria, Belgium, Bulgaria, Cyprus, Czech Republic, Denmark, Estonia, Finland, France, Germany, Greece, Hungary, Iceland, Ireland, Italy, Latvia, Liechtenstein, Lithuania, Luxembourg, Malta, Netherlands, Norway, Poland, Portugal, Romania, Slovakia, Slovenia, Spain and United Kingdom).

The requirements for residence or studies and the possible possession of a driving licence from another EEA state will be checked in conjunction with your driving test.

Driving licences with conditions

The Swedish Transport Agency decides whether a driving licence should be subject to conditions. A condition might be that a driver with a disability must have an adapted vehicle.

Those with a medical condition may be required to submit a doctor's certificate after a set time. A driving licence can also be restricted to vehicles with automatic transmission.

Conditions and category restrictions are indicated in the licence with a numeric code. Examples: 01.06 = glasses or contact lenses, 78 = vehicle without a clutch pedal or clutch handle, 20.06 = hand-operated service brake.



Driving licence authorisation

Age requirements and vehicles you may drive with the different licence categories.

AM 15 YEARS

Moped class I (EU moped), Moped class II, tractor, Heavy equipment class II.

A1 16 YEARS

Light motorcycle, Moped class I (EU moped), Moped class II, tractor, Heavy equipment class II, ATV and snowmobile (if the licence was issued before 1 January 2000).

A 18 YEARS

Heavy motorcycle, Moped class I (EU moped), Moped class II, tractor, Heavy equipment class II, ATV and snowmobile (if the licence was issued before 1 January 2000), heavy motorcycle of any power output (if you have held category A for at least two years or if you have reached the age of 21 years and passed a practical test for this category of motorcycle).

B 18 YEARS

Car with a total weight of up to 3,500 kg, light lorry and a light trailer in tow, off-road vehicle and Heavy equipment class I (= large vehicle designed for a maximum speed exceeding 30 km/h), - Moped class I (EU moped), Moped class II, tractor, Heavy equipment class II, three and four-wheeled motorcycle, ATV and snowmobile (if the licence was issued before 1 January 2000).

BE 18 YEARS

Car with a total weight of up to 3,500 kg, light lorry with one or more trailers of undesignated weight.

C 18 YEARS

Heavy lorry, car with a total weight exceeding 3,500 kg and a light trailer in tow.

CE 18 YEARS

Heavy lorry, motor vehicle with a total weight exceeding 3,500 kg with one or more trailers of undesignated weight.

D 21 YEARS

Bus and a light trailer in tow.

DE 21 YEARS

Bus with one or more trailers of undesignated weight.

Vehicles with a trailer

Licence requirements for cars and light lorries with trailers .

Category B is sufficient to drive a car or light lorry with a light trailer. Beyond this, category BE is required.

What is a light trailer?

- A trailer with a total weight of up to 750 kg.
- A light trailer may have a total weight exceeding 750 kg where this does not exceed the towing vehicle's unladen weight and the total weight of both vehicles does not exceed 3,500 kg.

The registration and roadworthiness certificates for cars and light lorries indicate the highest total weight a trailer may have for the towing vehicle to

be driven with category B. Example: SLÄPV(B) 1320. (TRAIL(B) 1320).

Bear in mind that changing either vehicle or trailer might alter the weight relationship so that you must have a driving licence with category E.

Provisional driving licences

Irrespective of which category you are applying for, you must have a provisional driving licence before you can begin your training. Will you be taking private lessons? In that case you are also required to have an approved accompanying driver, and for category B you must also attend an introduction course. Private instruction is not permitted for driving licence category AM.

You apply for your provisional driving licence with the Swedish Transport Agency. Together with your application you will need to send a health declaration and an eye test certificate. The Swedish Transport Agency will grant a provisional driving licence if it considers you a suitable driver with respect to your

personal circumstances and state of health.

The Swedish Transport Agency charges a fee for processing applications for provisional driving licences. You can read more about fees on page 24.

You can order an application form for a provisional driving licence from www.korkortsportalen.se or by contacting the Swedish Transport Agency's customer service for driving licenses on telephone number 0771-81 81 81.

When you have a valid provisional driving licence you may commence your driving instruction and take the driving test (theory test and practical test). For licence category AM you will need to take a theory test at one of the Swedish Transport Administration's driver test offices. A provisional driving licence is valid for five years, and this period cannot be extended. If you have not passed a theory test and a practical test within that time you must apply for a new provisional driving licence. Your approved accompanying driver does not need to

I'm going to take my driving licence

reapply for approval since this carries through to your new provisional driving licence.

Certain offences and other circumstances in contravention of driving licence regulations can cause a provisional driving licence to be revoked.

The syllabus

The syllabus lays out the core content and goals of driving instruction. Both the theory test and the practical test are carried out and assessed according to the syllabus. The syllabus can be found at www.korkortsportalen.se You may also order the syllabus from the Swedish Transport Administration's online store e-mail: webbutiken@trafikverket.se; telephone number: 0771-921 921.

The introduction course

If you are planning to take private lessons (not permitted for category AM) you will need an accompanying driver.

Your accompanying driver will need to attend an introduction course before he or

she can be approved as an accompanying driver. You yourself must also take the introduction course. This applies to driving instruction in a car (category B). The introduction course consists of three sections:

- the goals and content of driving instruction and regulations for driving lessons
- how you plan and structure driving lessons
- important factors for traffic safety and the environment

A list of approved organisers for the introduction course can be found at www.korkortsportalen.se or by contacting the Swedish Transport Agency's customer service for driving licenses on telephone number 0771-81 81 81.

Accompanying drivers

An approved accompanying driver instructor is required for private driving lessons. The accompanying driver is responsible for the vehicle during lessons and is considered the driver. The person

intending to be your accompanying driver must send an application to the Swedish Transport Agency. A processing fee will be charged. You can order an application form for accompanying drivers at www.korkortsportalen.se or by contacting the Swedish Transport Agency's customer service for driving licenses on telephone number 0771-81 81 81.

You may have more than one approved accompanying driver, both your parents, for instance. The accompanying driver must:

- have reached the age of 24 years
- hold a driving licence with the relevant category and held it for a total of at least five out of the last ten years, (though if the licence has been revoked within the last three years the application may be rejected)
- be accustomed to the vehicle in question and drive it competently
- have taken the introduction course (for category B).



Training for driving licence AM

Training for driving licence AM (Moped class I) you must receive at least twelve hours of instruction including both theoretical and practical elements, such as driving in traffic. A pupil learning to ride a Moped class I must have reached the age of 14 years and 9 months and hold a valid provisional driving licence. Lessons are to be supervised by an authorised instructor. Private lessons are not permitted. The lessons must consist of at least eight hours' theory and four hours' practice (including driving in traffic).

Theory instruction

Theory and practice are both important elements of driving instruction. What you learn in your theory lessons will give you a solid foundation for driving with sound judgement and coping in traffic. The information from your theory lessons combined with the experience from your practical lesson are vital for negotiating the situations and dilemmas you will face on the road.

Alternating theory and practice in your instruction will give you the best chances of obtaining a good result.

Study materials

If you choose to train with a driving school you will be provided with study materials.

You can also obtain literature by

- ordering it from one of the driving school's branch organisations, Swedish National Association of Driving Schools and National Traffic Training Organisation (Sveriges trafikskolors riksförbund and Trafikutbildarnas riksorganisation), which distribute study materials
- contacting a local driving school
- borrowing from a library
- purchasing at a bookshop or online.

Bear in mind that literature can very quickly become outdated so double check this with a driving school or the publishers.



Driving lessons

You need to practise and come into contact with a wide variety of situations on the road to be able to cope in traffic.

You do just that in your driving lessons. There are many things requiring practice – from starting, stopping and changing gear to planning and executing a left turn in rush hour traffic.

You will need a whole bank of experience to draw upon when faced with a problem, and the only way to create that bank is by sufficient exposure to a variety of situations in different traffic environments. Then you will learn to solve problems in traffic smoothly and intuitively. You must become ready to weigh up complex traffic situations and act correctly and independently. Your future and that of other road users might depend on it! If you are taking private lessons you will need an approved accompanying driver. If you are learning to drive a car, both you and your accompanying driver must complete the three-hour introduction course before

lessons can begin. Read more about the introduction course on page 8.

When taking private lessons your approved accompanying driver must carry his or her approval certificate for inspection purposes. The green and white learner driver sign with the text ÖVNINGSKÖR must be clearly visible from the rear.

In order to take lessons you must:

- have reached the age of 16 years if you are driving a car
- have reached the age of 17 years and 6 months if you are driving a light lorry
- have reached the age of 17 years and 6 months if you are driving with a light trailer in tow
- hold a valid provisional driving licence

Lessons leading to a moped licence may only be given by an authorised instructor and you must have reached the age of 14 years and 9 months.

Risk training

The driving test for passenger cars (category B) now includes risk training. From 1 November 2009 this requirement also applies to the motorcycle test (categories A1 and A).

Hazard perception training for a car does not fulfil the requirement for a motorcycle since training for a motorcycle is specific to that vehicle. Likewise, hazard perception training for a motorcycle does not count for a car.

The goal of this training is a greater insight into risks, the kinds of behaviour in traffic that can lead to high risk situations and also potential ways to avoid these situations. This compulsory training consists of two parts.

- Part 1 concerns alcohol, other drugs, fatigue and high risk behaviour in general.
- Part 2 concerns speed, safety and driving in special conditions.

As you complete the second part of the training you should be close to taking your driving test. The reason for this is

that high standards are required of your driving experience, judgement, assessment and perception of various traffic situations.

Risk and hazard perception training completed after 1 April 2009 is valid for five years, but becomes invalid the day a driving licence is issued.

When you take your theory test and your practical test both parts of the risk and hazard perception training must be completed and still valid. This also applies to those who have previously held a driving licence and are taking a new driving test.

You can do your training with any instructor approved by the Swedish Transport Agency. Driving schools book risk training for their pupils. If you are not with a driving school you must contact an approved instructor yourself. A link to approved instructors offering risk and hazard perception training can be found at www.korkortsportalen.se

You may also contact the Swedish Transport Agency's customer service for

driving licenses on telephone number 0771-81 81 81.

The driving test

Before you can take your driving test you must fulfil the other driving licence requirements. The driving test consists of a theory test and a practical test. For category AM the driving test consists of theory alone. You can take your driving test at one of the Swedish Transport Administration's driver testing offices or reception sites.

Identification

At both the theory test and the practical test you must be able to give proof of your identity with an identity document recognised by the Swedish Transport Administration. In order to fully confirm your identity the photo on the identity document must be of a good likeness. Approved identity documents are SIS-marked company cards, identity cards or service cards, a service card issued by a Swedish state authority, a Swedish



national identity card, an identity card issued by the Swedish Tax Agency, a Swedish driving licence, a Swedish EU passport, other EU passports issued from 1 September 2006 and passports issued by Iceland, Liechtenstein, Norway or Switzerland (from 1 September 2006). If you do not have a valid identity document you can apply for an exemption at the Swedish Transport Administration's driver testing centre. There your identity must be confirmed by a parent, guardian, wife, husband or partner. The person confirming your identity must have a valid identity document. Note that the application for exemption must be made and granted before coming for your driving test.

Photograph

When you take your theory test at a driver testing centre a photograph and a signature specimen will be taken and saved for making your driving licence. At other testing venues, known as reception sites, there are no photo facilities.

If you wish, you may have your photo taken at a driver testing centre prior to the day of your test. If not, you will receive instructions on what to do when you come for your test.

Booking the test

Driving schools book the test for their pupils. If you elect to book the test yourself, you can do this at **www.korkortsportalen.se** or by contacting the Swedish Transport Administration's customer service on telephone number 0771-17 18 19.

Together with your booking confirmation you will receive information on how to pay. Please read this information carefully.

The unified driving test for category B

The driving test for category B is a unified test. This means:

- the driving test is looked upon as a single test consisting of two parts, a theory test and a practical test.
- both parts of the test are booked at the same time

- the theory test and the practical test are taken on the same day or on days close together
- both parts of the risk and hazard perception training must be completed and valid when you take the theory test and the practical test
- you always begin with the theory test
- the practical test is to be taken irrespective of the result of the theory test
- the passing of the first test is valid for two months
- both the theory test and the practical test must be passed within these two months – otherwise the fees become payable again and both tests must be retaken.

If you fail the theory test or the practical test, you will be offered a retake for a new fee before the two-month period expires, provided that you have taken both tests within a two-week period and that the retake is booked no later than three days after the practical test. Retakes can only be booked after both the theory test and the practical test have been taken.

The theory test

This test is taken using a computer. You can watch a film about the test at www.korkortsportalen.se.

There you can also take a trial version of the theory test. The questions in the trial version will not appear in the test proper but they are of the same type.

The test for categories AM, A, A1 and B has 65 questions (plus five test questions) with 50 minutes to answer them. The pass mark is 52. The questions in the theory test are divided into five areas: vehicle knowledge/handling, the environment, traffic safety, traffic regulations and personal criteria. You will be told if you have passed directly after the test.

Audio version of the test

The theory test can be taken in an audio version in Swedish. This alternative can be chosen at the time of the test, and you do not need to apply for the audio version during the time allocated to the test.

Adapted theory test

If you have reading difficulties, you may apply for an extended time limit, an oral test or a test with an interpreter. The test for category B has been translated into twelve languages. If you are unable to read any of these languages or do not speak and understand Swedish, you may take the test for categories AM, A1, A, B and BE with an interpreter. If you have significant reading difficulties or a serious hearing impediment, you may take an oral test for any of the licence categories, with or without a sign language interpreter. For more minor reading difficulties there is the possibility of an extended time limit. You will need to submit an application form including an attestation from someone describing why you require an adapted test. The extension must be granted before you book your adapted test. The application form and more information can be found at www.korkortsportalen.se

You can also contact your driving school or the Swedish Transport



Administration's customer service on telephone number 0771-17 18 19.

The practical test

In your practical test you have to demonstrate that you can handle your vehicle in traffic and that you can drive safely and with sound judgement.

The practical test examines whether you possess the necessary skills for driving in traffic.

Where the practical test involves a car or motorcycle the vehicle must fulfil certain requirements (see below).

Car

The practical test for category B must be taken in a Swedish registered car with a total weight not exceeding 3,500 kg or in a light lorry. The vehicle's unladen weight may not be less than 1,000 kg. The car must be able to reach a speed of at least 100 km/h and it must be equipped with:

- duplicate controls for the service brake
- an additional rear-view mirror for the front seat passenger

- head restraints in the front seats
- approved three-point seatbelts on the front seats

The car must have a clutch pedal and manual transmission, unless the test is for a licence restricted to a vehicle with automatic transmission, that is to say the car has no clutch pedal and changes gear automatically.

If a driving school has booked the test, a school vehicle is normally used. Otherwise you can take the test in a car from the Swedish Transport Administration at cost price.

In order to use your own car it must be equipped with duplicate controls and subjected to a partial registration inspection.

At www.korkortsportalen.se you can see a film about the practical driving test for category B. You will also find the brochure 'Presentation of Driving Test B' which describes how the practical test is designed and what it might include."

Motorcycle

A motorcycle must fulfil the following requirements for the different categories:

Category A (unlimited power)

From 1 April 2011 the test vehicle must have an engine size no less than 595 cc and a power output no less than 40 kW. Previous regulations for test vehicles are still valid for a transitional period ending 18 January 2013. Until that date you may also elect to take your test on a vehicle with an engine size no less than 700 cc and a power output no less than 35 kW.

Category A (limited power)

The test vehicle must have an engine size no less than 375 cc and a power output not exceeding 25 kW. The power to weight ratio must not exceed 0.16 kW/kg.

Category A1

From 1 April 2011 the test vehicle must have an engine size no less than 120 cc and no greater than 125 cc and a power output not exceeding 11 kW. The power

to weight ratio must not exceed 0.1 kW/kg. Previous regulations for test vehicles are still valid for a transitional period ending 18 January 2013. Until that date you may also elect to take your test for category A1 on a vehicle which does not fulfil the requirement for the power to weight ratio.

If you are taking a test on a motorcycle, you must wear protective clothing and spine protection for motorcyclists. If your helmet is not full face, you must also wear goggles. Boots and gloves must be made of robust materials. The equipment must be undamaged.

How the practical test works

Before the test you must give proof of your identity using an approved and valid identity document, see page 11. If you are taking a test for category A1 or A, you must also produce the motorcycle's latest registration certificate. The test commences with your performing a safety check. For categories A1 and A, you must then perform a special manoeuvring test, see page 18.

Assessed in the practical test

The examiner makes an overall judgement of your driving, with your risk awareness playing a large part. You must demonstrate that you can handle your vehicle in traffic and that you can drive safely and with sound judgement. The practical test examines whether you possess the necessary skills for driving in traffic.

The practical test is based on a syllabus specially designed for the licence category for which you have applied. The syllabus lays out the core content and goals of driving instruction. It explains what driving lessons should result in and describes what you should master at the end of your instruction. When you take your practical test your driving will be assessed according to the syllabus. The examiner bases his overall judgement of your driving on four areas of competence:

1. Vehicle knowledge and handling

If you have a good working knowledge of how your vehicle functions and are

I'm taking my driving licence

able to manoeuvre it without having to think about what you are doing, you will increase your chances of driving it safely in traffic.

You should be able to coordinate your actions when using the throttle, clutch, brakes and steering wheel so that your driving is smooth and graceful.

The examiner most often looks for and assesses:

- driving position
- safety check
- crawling speed
- gear shifts up/down
- hill start
- braking
- reversing
- parking
- use of the car's instruments

2. Eco-friendly and economical driving

Your style of driving affects fuel consumption and therefore the environment and people to a great extent as well. If you develop an economical driving style you will help reduce the emission of

harmful substances. The examiner most often looks for and assesses how well you perform in:

- idling
- starting and acceleration
- your choice of gear
- engine braking
- anticipation.

3. Traffic regulations and their application

There are a lot of traffic regulations which greatly influence whether traffic is well ordered or not. If they are not followed properly, safety and the flow of traffic will suffer. The examiner most often looks for and assesses your application of:

- speed limits
- give way regulations
- positioning regulations
- regulations for giving signals.

4. Traffic safety and behaviour

As the driver of a vehicle, you have to plan your driving several stages in advance. In order to do this, you must

know how to use your awareness. You shall drive in such a way that you naturally and realistically show that you are aware of the risks involved in traffic. The most common areas that the inspector observes and judges are how you perform the following:

- awareness routines, in other words, where and how you use your awareness.
- preparedness
- cooperation with other motorists
- safety margins
- ability to be prepared.

After the test

Approved or failed test

The traffic inspector will inform you directly after your test if you have passed or failed. If the test was not approved,

A more detailed presentation of the driving test can be found at www.korkortsportalen.se

you will be informed why, and you will receive a copy of the driver test report form. This details the unacceptable points in your driving. Go through it together with your instructor, so that you can train on these points before taking your next test (for a new fee).

Qualified driver's document and driving licence application form

When your test has been approved, you will receive a "certificate for driving licence" which you must carry with you when you drive. You shall also have a document with you that confirms your identity. This certificate applies as a driving licence in Sweden until you receive your proper driving licence, but at the most one year. If you have not been photographed at a driver test office, you will receive an application form in the post after about a week. You glue your photograph onto this, sign with your signature and then send it back to the Swedish Transport Agency.

When your driving licence is ready it will

be sent by registered post within five days, and you will have to collect it in person. The Swedish Transport Agency will send you a bill for producing the licence and taking your photo (if you had this done at a driver testing centre).

Important

The application form must be returned to the Swedish Transport Agency within one year after an approved driving test – otherwise you will lose the right to a proper driving licence and the right to drive! You will then have to repeat both the theory test and the practical test.

Do you have your permanent residence in Sweden?

You may only take your driving test if you

- are permanently resident in Sweden or
- have been studying for at least 185 days

You will need to prove this with a certificate. More information is available at www.korkortsportalen.se.

A driving licence may not be issued to someone already holding a licence issued by another EEA state, see page 5. When you take your test you will have to affirm that you meet this requirement.

Trial driving licence for two years

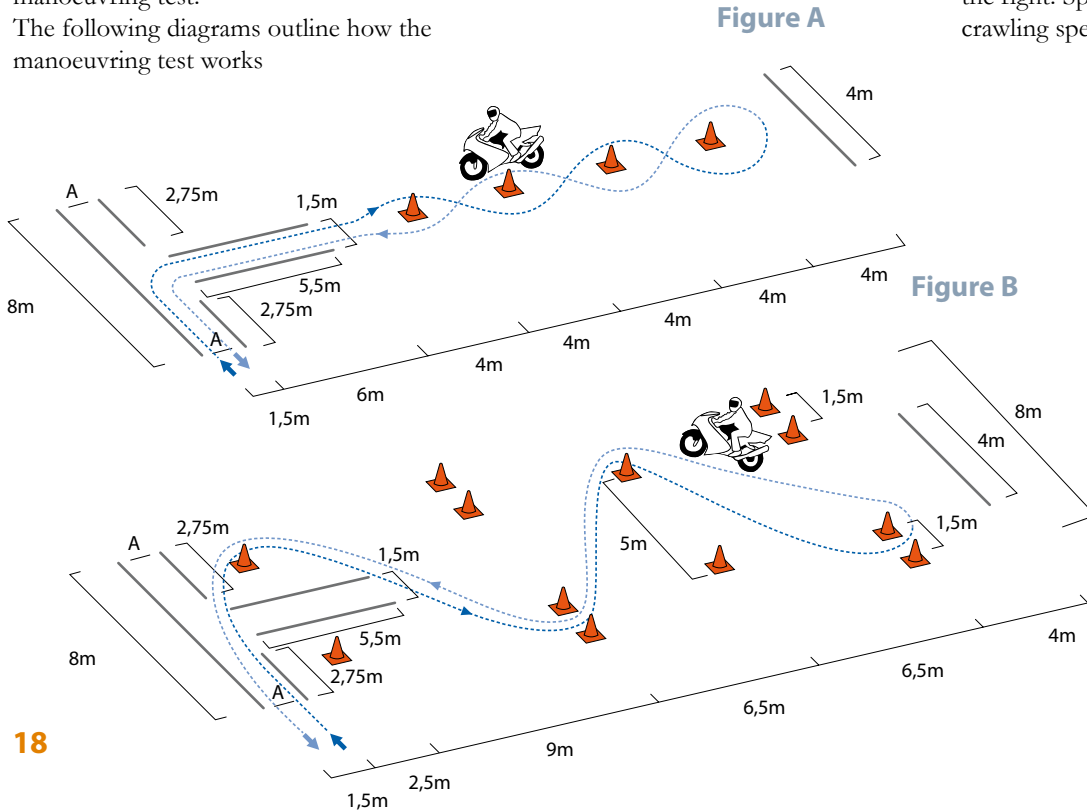
All new driving licence holders in Sweden have a two year trial period. The trial period means that if you are found guilty of an offence that results in your driving licence being withdrawn during the two years, you will have to take a new driving test (both theory test and driving test) to get a new driving licence. This is irrespective of the length of the driving ban (withdrawal period). The trial period does not apply to driving licences for category AM (moped).

You can read more about withdrawn driving licences on page 20.

Special manoeuvring test for motorcycles

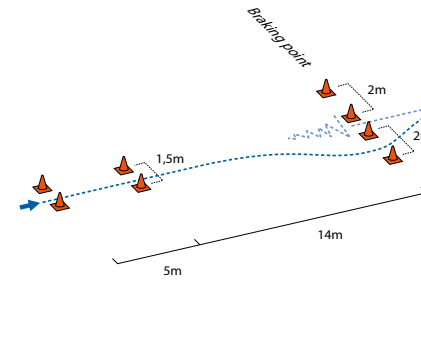
When taking your motorcycle test, you must take the three parts of the manoeuvring test.

The following diagrams outline how the manoeuvring test works



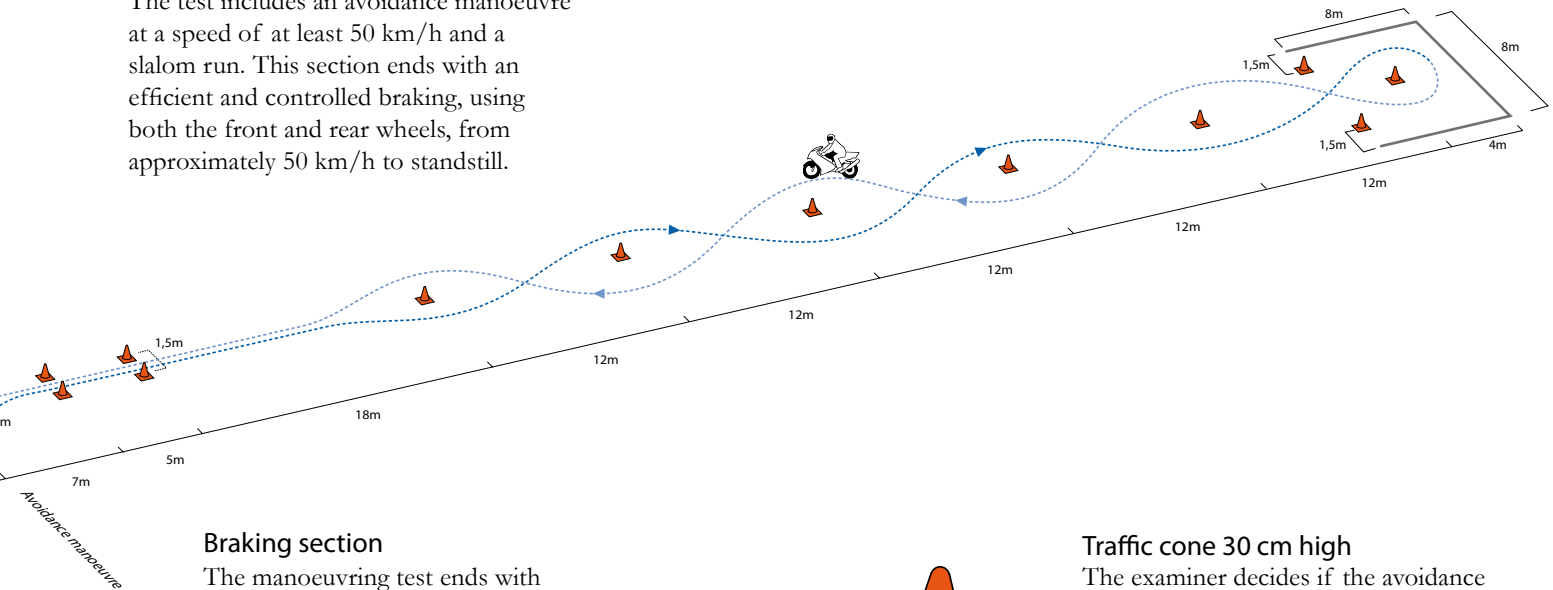
Low speed section

The examiner decides whether the test follows Diagram A or B and whether it is to be started from the left or from the right. Speed must be regulated using crawling speed.




High speed section

The test includes an avoidance manoeuvre at a speed of at least 50 km/h and a slalom run. This section ends with an efficient and controlled braking, using both the front and rear wheels, from approximately 50 km/h to standstill.



Braking section

The manoeuvring test ends with an efficient and controlled braking, using both the front and rear wheels, from speeds of 70 km/h and 90 km/h to standstill.



Traffic cone 30 cm high

The examiner decides if the avoidance test is to be performed to the left or to the right. The slalom run may commence either to the right of the first cone, returning on the left-hand side (from the rider's perspective), or vice versa.



Renewing a driving licence

Periodic renewal

A driving licence must be renewed no later than ten years after the date of issue. The Swedish Transport Agency will send you a driving licence renewal document in good time before the expiry date. The document will be sent to the home address in Sweden registered in the road traffic register.

If you have still not received a renewal document about a month before the licence is due to expire (as stated on the licence), you should yourself take steps to apply for renewal. You can do this by contacting the Swedish Transport Agency's customer service for driving licenses on telephone number 0771-81 81 81.

If you change your name or personal identity number, the Swedish Transport Agency will automatically send you a renewal document.

The driving licence photo

When renewing your licence you can have

your photo taken at one of the Swedish Transport Administration's driver test offices or send a photo affixed to your renewal document.

Renewal for other reasons

If you lose your driving licence or it is destroyed or damaged to the extent it cannot be used, you must have your licence renewed. (See 'Periodic renewal' above). The same applies to tractor licences. You can apply for a renewed licence at www.korkortsportalen.se. If a driving licence or tractor licence that has been reported as lost is subsequently found, it must be sent immediately to the Swedish Transport Agency.

Withdrawn driving licences

A licence may be withdrawn

The Swedish Transport Agency may withdraw a driving licence for the following reasons:

1. Driving under the influence of alcohol or dangerous driving
2. Failing to stop after an accident

3. Repeated traffic violations, three or more within a two-year period
4. Violation of a major traffic regulation such as speeding, failing to comply with traffic light signals or a 'Stop' sign, overtaking at a pedestrian crossing, driving when disqualified or driving without due care and attention
5. Alcohol-related unreliability
6. Criminal offences in general
7. Illness
8. Failure to submit to injunctions concerning doctor's certificates or driving tests

A driving licence can be revoked until further notice if it is likely that the Swedish Transport Agency's final decision will be to that effect. If a licence is withdrawn due to points 1 to 6 above, then the disqualification period is no less than one month and no more than three years. In serious cases of drink driving or careless driving, the disqualification period is no less than one year.

There is also a disqualification period

when a provisional driving licence is withheld. A driving test may not be taken during that time.

New licence after disqualification

A provisional driving licence is generally required both where a licence has been withdrawn until further notice and where a final decision about withdrawal has been made. There is an exception where withdrawal is due to points 2 to 4, if the disqualification period is no longer than one year.

A provisional driving licence can be applied for when six months of the disqualification period remain, but the application will not be processed until two months remain, at the earliest.

If the disqualification period is longer than one year, a passed driving test (both the theory test and the practical test) is required before a driving licence can be issued. The same applies to shorter disqualification periods if the licence has been revoked due to an incident within the two-year probation period. There are

also other cases requiring a driving test. A withdrawn licence can never regain its validity even if the licence itself still exists.

Those taking a new driving test after disqualification must have completed their risk and hazard perception training (new from 1 April 2009).

Those who have had their licence revoked due to alcohol-related offences may apply for an 'alkolås' (Ignition Interlock Device) to be installed in his or her vehicle, in accordance with the act of 'försöksverksamhet' (the experimental act). In special circumstances, a licence holder may receive a warning endorsement instead of disqualification. The endorsement must stay in the road traffic register for five years and may lead to a harsher judgement at any later review of the driver's licence status. The Swedish Transport Agency can provide more information about withdrawn licences.

Extension of validities for categories C, CE, D or DE

In order to retain the higher categories,



you must apply for an extension with the Swedish Transport Agency before you reach the age of 45 years, but no earlier than one year before the category(s) expire. The Swedish Transport Agency will send the necessary application documents at the right time. The application must be submitted to the Swedish Transport Agency before your 45th birthday, and you must include a doctor's certificate stating that you meet the necessary health requirements to retain the category.

Following a positive decision from the Swedish Transport Agency, you will receive a driving licence renewal document. If you do not wish to retain the higher category, you need not send an application to the Swedish Transport Agency. The category will expire automatically and a driving licence renewal document for your other categories will be sent. If a higher category has expired, it can be regained if the Swedish Transport Agency grants a provisional driving licence after you submit an application.

Foreign driving licences in Sweden

Validity

Those driving motor vehicles in Sweden must hold a valid national driving licence. An international driving licence will not suffice.

A foreign driving licence issued in another EEA state (see page 5) is equally valid in Sweden as in the country of issue irrespective of how long the holder has lived in Sweden. If the holder is permanently resident in Sweden, the foreign licence may be exchanged for an equivalent Swedish one, but this is not a requirement. But the application for an exchange must be made in good time before the foreign licence expires.

Driving licences issued in non-EEA states are not valid in Sweden if the holder has been registered with their municipality in Sweden for more than one year.

A foreign driving licence is not valid in Sweden:

- if it is not valid the country of issue
- if the Swedish Transport Agency has declared it invalid
- if it has been exchanged for a Swedish driving licence

or

- the holder also holds a confiscated or revoked Swedish driving licence.

A foreign licence does not allow the holder to drive before they reach the age of 18 years.

Exchanging a foreign licence

A driving licence issued in another EEA state (see page 5) or in Switzerland or Japan may be exchanged for the equivalent Swedish licence providing that the licence is valid in Sweden. To exchange a licence from Switzerland or Japan, the application must be submitted within a year of the holder's being registered with their municipality in Sweden. A driving licences issued in other countries cannot be exchange for a Swedish one.

You can order an application form for the exchange of a foreign driving

licence at www.korkortsportalen.se or by contacting the Swedish Transport Agency's customer service for driving licenses on telephone number 0771-81 81 81. The Swedish Transport Agency may in special cases allow exceptions from regulations concerning foreign driving licences where this will not jeopardise traffic safety.

International driving licences

Holders of a valid Swedish licence may be issued with an international driving licence.

These are issued by:

- Försvarets Motorklubb
- Kungliga Automobil Klubben (KAK)
- Motorförarnas Helynykterhetsförbund (MHF)
- Motormännens Riksförbund (M)
- OK Förlaget AB
- Sveriges MotorCyklister (SMC)
- Caravan Club of Sweden.

An international driving licence is recommended for those who are going to drive in countries outside the EEA region, see page 5.

Fees

Provisional driving licence

Provisional driving licence	SEK 220
Provisional driving licence after disqualification	SEK 1670

Theory test/retake, safety check and vehicle safety questions

– ordinary rate	SEK 220
– evening and weekend rate	SEK 290

Driving test for categories B, C, D, taxi driver certification and for admission to training as a driving or motorcycle instructor

– ordinary rate	SEK 700
– evening and weekend rate	SEK 940

Driving test for other categories

– ordinary rate	SEK 1 500
– evening and weekend rate	SEK 1 950

Production of driving licence

Production of driving licence	SEK 150
-------------------------------	---------

Photo

Photo at a Swedish Transport Administration driver test office	SEK 80
----------------------------------------------------------------	--------

Introduction course

– the fee is set by each instructor and can therefore vary

Vehicle

The car you use for your driving test must be equipped with duplicate controls (with pedals also on the passenger side). The Swedish Transport Administration can provide the necessary vehicle **SEK 400**

The ordinary rate is charged for tests taken on weekdays 07.30–18.00. The evening and weekend rate is charged for other times. **Examples:** The fees for a driving licence with category B are $220 + 220 + 150 + 80 = \text{SEK } 1\,370$ (Plus the charges for the driver training itself).

Ten-year renewal

The fees for a ten-year renewal or a renewal for the loss of a driving license. **SEK 150**
Extension of higher categories on a driving licence (SEK 315 + 150) **SEK 465**

Provisions for driving licence and driving test fees can be found in the ordinance (2001:652).



The Swedish Transport Administration's driver test offices can be found at the following locations:

You can take your theory test and practical test for driving licences, taxi driver certification and the theory tests for traffic permits and professional competence certificates at one of the Swedish Transport Administration's driver testing offices. For more information see www.yrkestrafiken.se

The Swedish Transport Administration's driver test offices can be found at the following locations:

Borås
Eskilstuna
Falun
Gävle
Göteborg (Mölndal and Hisingen)
Halmstad
Helsingborg
Jönköping
Kalmar
Karlskrona

Karlstad
Kristianstad
Linköping
Luleå
Malmö
Skellefteå
Skövde
Stockholm (Jakobsberg**, Sollentuna**, City*, Farsta**, Södertälje**)
Sundsvall
Umeå
Uppsala
Visby
Vänersborg
Västerås
Växjö
Örebro
Örnsköldsvik
Östersund

*not driving test

**driving test only, no photography facilities

You can find the addresses and directions for the Swedish Transport Administration's driver testing offices as well as their opening times at www.korkortsportalen.se or by contacting the Swedish Transport Administration's customer service on telephone number 0771-17 18 19.

There you will also find information on any lunchtime closing or occasional dates the offices might be closed.

Reception sites

You can also take your test at one of the driver testing office's reception sites on certain days of the week. At these sites you can take your practical test (for certain categories), and at some sites you can also take your theory test. A list of the driver testing office's reception sites can be found at www.korkortsportalen.se

körkort
portalen

**You can book your theory and practical tests at
www.korkortsportalen.se or by contacting
the Swedish Transport Administration's customer service
on telephone number 0771-17 18 19.
Everything you need to know about driving licences can be
found at the driving licence portal: www.korkortsportalen.se**

